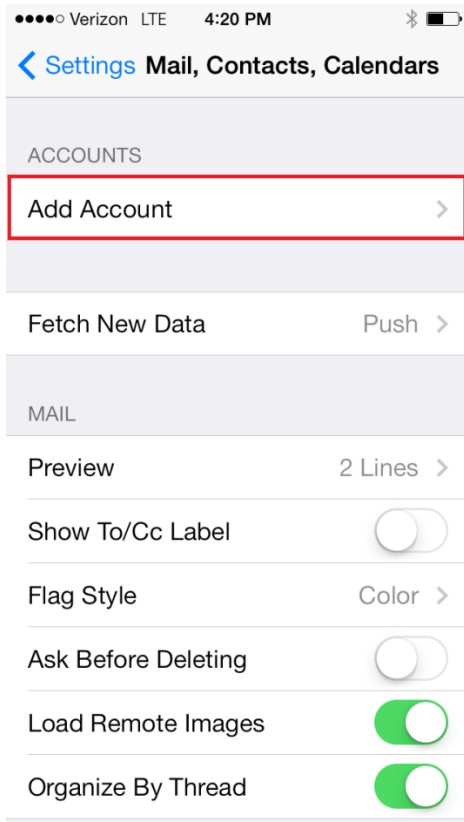


How to Setup Company Email on iPhone


1. Navigate to Settings
2. Select Mail, Contacts, Calendars



3. Select Add Account



4. Select Exchange



5. Enter your email username and password. For description, enter Achieve Beyond

Verizon LTE 4:21 PM

Cancel Exchange Next

Email [redacted]@achievebeyondusa.c...

Password ●●●●●●●●

Description Achieve Beyond

Q W E R T Y U I O P
A S D F G H J K L
⬆ Z X C V B N M ⬇
123 🎤 space return

6. For Server, enter mail.bilingualsync.com

Verizon LTE 4:24 PM

Cancel Exchange Next

Email [redacted]@achievebeyondu... ✓

Server mail.bilingualsync.com ✓

Domain Optional ✓

Username [redacted] ✓

Password ●●●●●●●● ✓





Description Achieve Beyond ✓

7. Save Settings

Cancel

Exchange

Save

-  Mail
-  Contacts
-  Calendars
-  Reminders